

# Rolling marbles

Middle school pupils  
Mathematics



Language





Mathematics



Music



Identity



Creall®  
Super  
Soft  
Modelling  
material



25011		<b>Red</b>	1750 g
25012		<b>Green</b>	1750 g
25013		<b>Blue</b>	1750 g
25014		<b>Yellow</b>	1750 g
25015		<b>White</b>	1750 g
25020		<b>Assortment</b>	1750 g
25070		<b>Assortment</b>	450 g
25090		<b>Safari ass.</b>	1750 g




# Rolling marbles

**Activity intended for:**  
Middle school pupils  
(6 - 9 years)

**Subject/area of development:**  
Cognitive intelligence,  
mathematics



Language



Mathematics



Music



Identity



**Duration:**

30 - 60 minutes

**Material:**

Creall Super Soft

**Purpose of the lesson:**

Understanding the concept of 'multiplication' by visualising it with the aid of clay.

**Method/lesson suggestion:**

Today, the times tables up to 10 will become visible, and never be forgotten again! We're going to roll 10 marbles in 10 different colours. So everyone will have 100 marbles! We're going to arrange the 100 marbles in rows of 10. In groups of two, we'll then ask each other questions and point out the answers in marbles.

**Optional lesson introduction:**

<http://www.youtube.com/watch?v=TWWT3upqcZc>

**Alternative:**

Instead of using Creall Super Soft, use Creall Do&Dry white and then paint the marbles during the art lessons!