

# ACRYLIC AUXILIARIES



INCLUSIEF

TIP!



AMSTERDAM  
SERIES 3



AMSTERDAM

ALL  
ACRYLICS

GLOSS

114

ACRYLIC PICTURE  
VARNISH

vernissen glanzend • Vernis  
que brillant • Acrylfirnis  
• Barniz acrílico brillante  
• Verniz acrílico brilhante

Mediums  
Varnishes  
Primers  
Auxiliaries -  
miscellaneous



AMSTERDAM

ALL  
ACRYLICS



# CONTENTS

<b>Acrylic Colours</b>	<b>5</b>
<b>Mediums</b>	<b>7</b>
Acrylic Mediums	8
Gel Mediums	10
Acrylic Thickening Medium	17
<b>Varnishes</b>	<b>19</b>
<b>Primers</b>	<b>24</b>
Gesso	24
Modeling Paste	26
<b>Auxiliaries - miscellaneous</b>	<b>28</b>
Acrylic Retarder	28
Acrylic Remover	29
Acrylic Binder	30

Gel Mediums  
gloss and matt

pag. **10**



Extra Heavy  
Gel Medium

pag. **15**



Acrylic Varnish

pag. **19**



Modeling Paste

pag. **26**



Acrylic Remover

pag. **29**



 **AMSTERDAM**

**ALL**  
**ACRYLICS**

## BE INSPIRED!

Art means uninhibited creation, letting your heart speak and experimenting endlessly... There are no longer any boundaries or limitations. Expression is all that matters.

Good materials are essential in this. That is why you opt for Amsterdam All Acrylics.

In addition to a wide range of colours, Amsterdam All Acrylics has a complete range of auxiliaries. All these products have hardly any technical limitations and allow for almost endless possibilities. Would you like to learn more? Read the brochure and become inspired!



## ACRYLIC COLOURS


Before we talk about the auxiliaries, we will first have a close look at acrylic colours. Amsterdam Acrylic colours offer the freedom that you need. The paint adheres excellently, allowing you to work on any ground that is free of grease and dust and is somewhat absorbent. What's more, the properties of our acrylic colours that you can use the paint in all sorts of combinations: thinned with water, pure, or mixed with a medium.

Handy to know before you start:

- During the preparation of acrylic colours, the pigments are very finely distributed in an acrylic resin dispersion. When the paint is dry, the pigments are covered by a protective film of acrylic resin.
- Water is an important part of acrylic paint. While drying, the water evaporates and leaves the paint with somewhat less volume. Your brush stroke therefore becomes a little less sharp.
- The binder of acrylic paint is as white as milk, but is colourless and transparent when dry, so that after the paint is dry it is a little darker.
- The drying time of acrylic paint is, depending on temperature and humidity, relatively short. Thin layers dry within half an hour.




Thanks to our binder, acrylic paint is also suited for murals. It is even possible to paint on new walls. The pure acrylic resin used in the paint makes the painting resistant to the alkali in fresh cement, concrete and. Once dry, the paint is waterproof. It is not recommended to use cadmium colours for applications outside.



On the left you can see what happens if the paint is not waterproof. On the right you can see the waterproof Amsterdam Acrylic colours.

## MIXED TECHNIQUE

Due to the special binder with microscopically small acrylic resin particles, the acrylic colours of Amsterdam enable you to try a wide range of painting techniques. You can use numerous types of material in the paint. Why don't you try mixing acrylic paint with sand, stone or sawdust and the effect will be quite different!



## MEDIUMS

Do you want to experiment with your paint? Use the Amsterdam Mediums. Combine the paint with one of the mediums and see how the character of the paint changes.

With the Amsterdam Mediums you can make the paint thicker, glossier, thinner or more matt... They are also suitable for gluing various types of materials.

If you mix the paint with a medium the colour becomes somewhat lighter; however, once dry, the paint will have its original colour again. A medium does not have any pigment and when wet it is milky white. When dry a medium is completely colourless and transparent again. Adding a medium makes the paint film even more elastic.



## ACRYLIC MEDIUMS, GLOSS AND MATT

Acrylic colours are easily thinned with water. If, however, you use extreme amounts of water then there will only be little acrylic resin left. The pigments are then not optimally protected so that they may smudge or run. This can be avoided by thinning the paint with Liquid Acrylic Medium. Amsterdam Mediums add extra acrylic resin to the paint so that the pigments are optimally protected.

Acrylic Mediums ensure a more transparent colour and, depending on the medium you use, either a glossy or matt effect. Use Acrylic Medium also for painting in thinner layers wet-on-wet (glazing). It is much easier to make colour transitions in this way.



TIP!

Why not apply transparent layers (glazing) in your work with one of the Acrylic Mediums? In this way you can influence the colours of the layers below. This gives a beautiful effect particularly for the final layers of your painting.



Mediums	Product code	75 ml	250 ml	1000 ml
Acrylic Medium gloss	012	24282...	24302...	24322...
Acrylic Medium matt	117	24282...	24302...	

## Amsterdam Acrylic Medium gloss 012



Purpose: Thinning acrylic colours and retaining the durability of the paint film



Composition: Resin dispersion

Qualities:

- Milky white product, dries to a colourless and transparent finish
- Increases the degree of gloss
- Does not affect the drying time
- Increases the flexibility of the paint film
- Can be thinned with water
- Waterproof when dry
- Suitable for glazing technique with acrylic colours
- Apply at temperatures above 10° C
- Do not freeze

## Amsterdam Acrylic Medium matt 117



Purpose: Thinning acrylic colours and reducing the degree of gloss while retaining the durability of the paint film



Composition: Resin dispersion, matting agent (silica)

Qualities:

- Milky white product, dries to a colourless and transparent finish
- Gives an satin gloss
- Does not affect the drying time
- Increases the flexibility of the paint film
- Can be thinned with water
- Waterproof when dry
- Suitable for glazing techniques with acrylic colours
- Apply at temperatures above 10° C
- Do not freeze

## GEL MEDIUMS, GLOSS AND MATT

Do you need a fuller paint? Mix your acrylic paint with one of the Amsterdam Gel Mediums. These mediums ensure a sharper structure and give your work, depending on the gel used, more of a glossy feel.

Note: A gel medium loses some of its volume during the drying process. The thicker the gel, however, the clearer the brush stroke.



The Amsterdam Gel Mediums can also be used for gluing materials together. It does not matter what type of gel you use. For very fine and subtle materials you can, if required, thin the Amsterdam Gel Medium with water.

If you want to glue together delicate or fine material, such as paper, sand and glass, then it is best to completely cover these materials with the gel. This ensures they will adhere optimally. In order to keep the natural look and colour of the materials that you use as beautiful as possible, it is best to mix these with only a little bit of gel.

Note: The matt gels leave a white film if you apply them in thicker layers.

### TIP!



If you work with textiles, mix an equal amount of water with the Gel Medium. In this way the fabric looks even more beautiful.



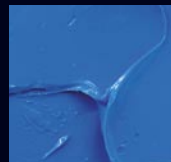
For good adhesion mix the material with the gel well.

Mediums	Product code	250 ml	1000 ml
Gel Medium gloss	094	24122...	24192...
Gel Medium matt	080	24122...	24192...

## Amsterdam Gel Medium gloss 094



**Purpose:** Increasing the gloss and transparency of acrylic colours while retaining the viscosity. Gluing all sorts of materials.



**Composition:** Resin dispersion, thickening compounds


**Qualities:**

- Milky white product, dries to a colourless and transparent finish
- Apply at temperatures above 10° C
- Do not freeze

## Amsterdam Gel Medium matt 080




**Purpose:** Reducing the gloss and increasing the transparency of acrylic colours whilst retaining the viscosity. Gluing all sorts of materials.



**Composition:** Resin dispersion, thickening compounds, matting agent (silica)

- Qualities:**
- Milky white product, dries to a colourless and transparent finish
  - Apply at temperatures above 10° C
  - Do not freeze




Mixture of Amsterdam Gel Medium with acrylic colour.

Mediums	Product code	250 ml	1000 ml
Heavy Gel Medium gloss	015	24122...	24192...
Heavy Gel Medium matt	020	24122...	24192...

## Amsterdam Heavy Gel Medium gloss 015



Purpose: Increasing the viscosity, gloss and transparency of acrylic colours.



Composition: Resin dispersion, thickening compounds

Qualities:

- Milky white product, dries to a colourless and transparent finish
- Makes acrylic colours thicker
- Increases the brush-stroke
- Enables the application in one stroke of extremely thick layers of acrylic colour o Also suitable for gluing all kinds of materials
- Apply at temperatures above 10° C
- Do not freeze





Mixture of Amsterdam Heavy Gel Medium with acrylic colour.

## Amsterdam Heavy Gel Medium matt 020

Purpose: Increasing the viscosity and transparency of acrylic colours, reducing the gloss.



Composition: Resin dispersion, thickening compounds, matting agent (silica) Qualities:

- Milky white product, dries to a colourless and transparent finish
- Makes acrylic colours pasty
- Increases the brush-stroke
- Enables the application in one stroke of extremely thick layers of acrylic colour
- Also suitable for gluing all kinds of materials
- Apply at temperatures above 10 °C
- Do not freeze



**AMSTERDAM**

ALL ACRYLICS

Mediums	Product code	250 ml	1000 ml
Extra Heavy Gel Medium gloss	021	24122...	24192...
Extra Heavy Gel Medium matt	022	24122...	24192...

## Amsterdam Extra Heavy Gel Medium gloss 021



Purpose: Increasing the viscosity, gloss and transparency of acrylic colours.



Composition: Resin dispersion, thickening compounds

Qualities:

- Milky white product, dries to a colourless and transparent finish
- Makes acrylic colours very thick
- Increases the brush-stroke considerably
- Makes it possible to apply very thick layers of acrylic colour
- Also suitable for gluing all kinds of materials
- Apply at temperatures above 10 °C
- Do not freeze





Mixture of Amsterdam Extra Heavy Gel Medium with acrylic colour.

## Amsterdam Extra heavy gel medium matt 022

Purpose: Increasing the viscosity and transparency of acrylic colours, reducing the gloss.



Composition: Resin dispersion, thickening compounds, matting agent (silica) Qualities:

- Milky white product, dries to a colourless and transparent finish
- Makes acrylic colours very thick
- Increases the brush-stroke considerably
- Makes it possible to apply very thick layers of acrylic colour
- Also suitable for gluing all kinds of materials
- Apply at temperatures above 10 °C
- Do not freeze



Helen van Straten (The Netherlands) acrylic specialist.

# INSPIRED BY AMSTERDAM STANDARD SERIES

A wide selection  
of colours in  
good quality

Standard Series

Pure and non-fading pigments ● 100% acrylic resin  
Short drying time ● Very durable and flexible paint film





## ACRYLIC THICKENING MEDIUM

Oil paint is no longer the only technique that can make distinct brush strokes. These days with Amsterdam Acrylic colours you can make a perfect brush stroke on the canvas! Only mix a small percentage of Acrylic Thickening Medium with the acrylic paint and you will have a very thick paint. After the addition of this medium the colour of the paint will remain unchanged, in contrast to gel, as you only need a little of this Acrylic Thickening Medium. If you mix too much of this thickening agent with your acrylic paint it will become too thick to work with. Always use a palette knife to thoroughly mix the thickening medium with the paint. After this you can paint with a brush.

**Note! Acrylic Thickening Medium looks a bit like a gel medium, but isn't one. It does not have any adhesive strength and can therefore not be used to glue materials together.**

TIP!

Meng Amsterdam Acrylverdikkingsmedium in zeer kleine porties met een schildersmes door de verf.



Mediums

Acrylic Thickening Medium

Product code

040


250 ml

24122...

## Amsterdam Acrylic Thickening Medium 040



Purpose: Increasing the viscosity and brush-stroke of acrylic colours without affecting the intensity and opaqueness of the paint.



Composition: Acrylate thickener in water

Qualities:

- Add in very small quantities
- Mix very well with a painting knife
- Reduces the gloss
- Only use in combination with acrylic colours, not suitable for gluing materials
- Apply at temperatures above 10° C
- Do not freeze



## ACRYLIC VARNISH

Creating art is making history. As an artist you want your work to remain in good condition. It has to be able to last for generations. And therefore you use Amsterdam Acrylic Varnish. This varnish gives your work a fine protective layer.

Amsterdam Acrylic Varnish is available both in spray cans and in bottles. You can choose a gloss or a matt varnish. If you desire a specific degree of sheen not available in the assortment, then an intermediate degree of sheen can be created by mixing the matt and the gloss varnish straight from the bottle. Do not use a plastic container as the varnish may damage the plastic.

Before you varnish, take the following into account:

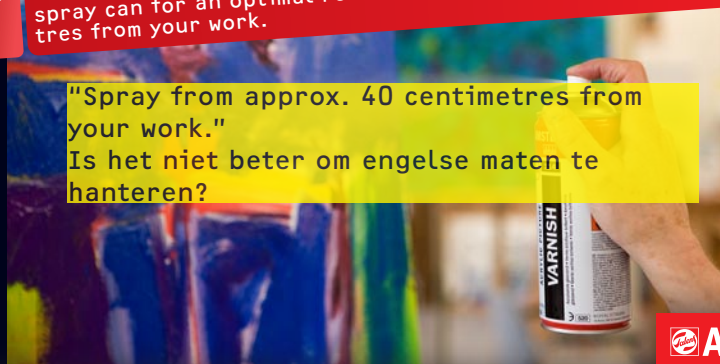
- Ensure that the varnish and your painting are at room temperature while applying and drying. If they are not, this may result in a white film on your work. Changes in temperature can cause condensation under the layer of varnish.
- If you have used a lot of medium, first wipe your work with some regular white spirit on a cloth before you apply the layer of varnish. Result: A better adhesion.
- If you use the matt varnish from the bottle, then brush the varnish in one direction. This will result in a beautifully even surface. (This also applies for a mixture of gloss and matt varnish)
- Ensure that with matt varnish from the bottle you only apply one layer. Several layers will result in differences in sheen.

**TIP!**



For collage techniques and matter paintings it is best to use a spray can for an optimal result. Spray from approx. 40 centimetres from your work.

"Spray from approx. 40 centimetres from your work."  
Is het niet beter om engelse maten te hanteren?



Varnishes	Product code	75 ml	250 ml	1000 ml	400 ml
Acrylic Varnish gloss	114	24282...	24302...	24322...	95162...
Acrylic Varnish matt	115	24282...	24302...	24322...	95162...

## Amsterdam Acrylic Varnish gloss 114



Purpose: Durable protection of acrylic colour paintings (final varnish).



Composition: Acrylate resin, white spirit, turpentine-oil

Qualities:

- Apply after the paint film has completely dried (with normal film thickness of 4 to 5 days)
- Dry within a few hours
- Does not yellow
- Mixing with Acrylic varnish matt 115 decreases the degree of gloss
- Can be thinned with white spirit, clean brushes with white spirit
- Dry varnish layers can be removed with white spirit
- Flammable (in spray can extremely flammable)



## Amsterdam Acrylic Varnish matt 115



Purpose: Durable protection of an oil painting (final varnish).



Composition: Acrylic resin, white spirit, turpentine-oil, matting agents (silicas)

Qualities:

- Apply when paint film has completely dried (with normal film thickness 4 to 5 days)
- With a brush apply in one layer and in one direction
- Do not apply on very absorbent grounds
- Dries in a few hours
- Does not yellow
- Gives a matt appearance
- Mixing with Acrylic varnish gloss 114 increases the degree of gloss
- Can be thinned with white spirit, clean brushes with white spirit
- Dry layers of varnish can be removed with white spirit
- Shake well before use
- Flammable (in spray can: extremely flammable)



François Bellaton (France) acrylic specialist.

# INSPIRED BY AMSTERDAM

# EXPERT

Achieve the maximum result:  
With strong and intense colours

- Use of exclusive pigments
- Very durable and flexible paint film



# SERIES



Expert Series



- Heavy-body paint
- High concentration of the purest pigments



 **AMSTERDAM**  
ALL  
ACRYLICS

Expert Series

# GESSO

Gesso is the perfect preparatory paint. Gesso contains specific ingredients that make the paint film 'open' after drying. This offers Gesso a perfect adhesion for all types of paint.



**TIP!**



Irregularities in Gesso preparations can be removed by lightly sanding the Gesso once dried.

**TIP!**



Avoid warping grounds such as carton and wooden panels by treating both sides with Gesso.





Primers	Product code	1000 ml	5000 ml	10000 ml
Gesso Primer	001	24192001	24652001	24641001

## Gesso Primer 001



**Purpose:** For making a universal preparatory coat on different absorbent grounds.

**Composition:** Resin dispersion, titanium oxide  
**Qualities:**

- Gives good adhesion for oil, acrylic and gouache, etc.
- Suitable for absorbent, grease-free and dust-free grounds such as artists' canvas (cotton, linen, polyester, etc.), wood, plywood, hard-board, board, carton and paper
- Suitable as preparation for wall paintings on (alkaline) grounds such as fresh concrete, plaster and bricks
- With very absorbent grounds these should be treated first with Amsterdam Acrylic Binder
- Can be coloured with acrylic colours
- Thinnable with water, but waterproof when dry
- Apply at temperatures above 10° C, do not freeze
- Clean utensils with water

# MODELLEERPASTA

With the Amsterdam Modeling Paste you can make relief grounds in your work. The Modeling Paste can be used both on its own and in combination with Amsterdam Acrylic colours.

You can mix the Modeling Paste with acrylic paint in any ratio, but do note: the paste is white pigmented. If you mix it with your paint, the colour of your paint will be lighter.

Do you like using several types of paint? That, too, is possible with pure Amsterdam Modeling Paste! This product has the same specific ingredients as Gesso and therefore after drying leaves an 'open' paint film allowing you to work on it with all types of paint.

**TIP!**

If you want to use the Modeling Paste for giving structure to your work with large differences in thickness, mix the paste with approx. one-third (Extra) Heavy Gel Medium. This will avoid cracks due to shrinking during drying.

Primers	Product code	250 ml	1000 ml
Modelleerpasta	003	24122...	24192...

## Amsterdam Modeling Paste 003



Purpose: Making relief grounds for oil and acrylic colours.



Composition: Synthetic dispersion, extenders, titanium dioxide

Qualities:

- Can be overpainted with oil or acrylic colours
- Dries in a few hours, depending on the layer thickness
- Can be mixed with acrylic colours, Gel medium and Acrylic medium
- Can be thinned with water
- Waterproof and non-yellowing
- Clean utensils with water
- Apply at temperatures above 10°C
- Do not freeze



**AMSTERDAM**

ALL ACRYLICS

## ACRYLIC RETARDER

Working 'wet-on-wet' has to be done quickly when using acrylic paint. Amsterdam Acrylic Retarder gives you more time for this technique as this medium increases the drying time by twenty percent. With the retarder the paint flows better, allowing colour transitions to be created easily.

Note: Do not add more than five per cent of the Acrylic Retarder to your paint. This is to ensure the formation of a durable film.



Kleurovergangen gecreëerd met Amsterdam Acryl Retarder.

Auxiliaries - miscellaneous	Product code	75 ml
Acrylic Retarder	070	24282...



### Amsterdam Acrylic Retarder 070

Purpose: To delay drying of acrylic colours.

Composition: Slowly evaporating polyhydric alcohol  
Qualities:

- Increases the drying time for acrylic colours by maximum 20%
- Completely evaporates from the acrylic paint
- Use sparingly (the thinned acrylic paint may not contain more than 5% Acrylic retarder)
- Can be thinned with water

# ACRYLIC REMOVER

Acrylic paint dries quickly; therefore you always want to keep brushes wet if you do not intend use them for a short time. But don't worry- If the paint does dry in the bristles, you can use Amsterdam Acrylic Remover. This medium allows dried acrylic paint to dissolve. Pour some of the liquid in a small glass jar to a level that will cover some of the ferrule, put your brush in and leave it to soak for an hour. Afterwards clean with water and soap, and your brush is ready to be used again. Don't put the brushes in too much remover as this will also dissolve the varnish on the handle.

Interesting fact: Amsterdam Acrylic Remover is fully biodegradable.

Auxiliaries - miscellaneous	Product code	75 ml
Acrylic Remover	013	24282...



## Amsterdam Acrylic remover 013

Purpose: Removing dried acrylic paint from brushes.

Composition: Solvent of natural origin

Qualities:

- Completely biodegradable
- Soak hair bundle of brush with dried paint remnants for  $\pm$  1 hour
- Wash off cleaned materials with water and soap and then rinse
- Not suitable for removing dried layers of varnish; can damage the acrylic paint
- Can cause irritation



**TIP!**



As paint often gets into the ferrule of your brush, it is advisable to also soak part of the ferrule in the Acrylic Remover.

## ACRYLIC BINDER

Amsterdam Acrylic Binder is a product with more than one function. You can use it as a glue for collage techniques as well as a primer for greatly absorbent grounds, such as walls and carton. Using a primer avoids the paint being 'absorbed'. Acrylic Binder is thick, liquid and milky white when wet, but colourless and transparent when dry.



**TIP!** If you work on open woven textile, treat this first with Acrylic Binder. This will avoid the Gesso penetrating the canvas.

As an artist you can of course also mix your own colours. That, too, is something you can do with Acrylic Binder. Mix a little pigment with the binder and you can create your own colour. In this way you not only determine what goes on the canvas, you also develop the means with which you work.



Mixing process of pigment with Amsterdam Acrylic Binder.

Auxiliaries - miscellaneous  
Acrylic Binder

Product code  
005

1000 ml  
24192...

## Amsterdam Acrylic Binder 005



Purpose: For making acrylic colours, durable gluing of various materials during collage techniques and reducing the absorption of absorbent grounds (primer).



Composition: Resin dispersion

Qualities:

- Dries quickly and produces an elastic, water-resistant, colourless and transparent film
- Alkali-resistant, suitable for walls
- Adheres on all grease-free and dust-free, somewhat absorbent grounds
- Can be painted over with acrylic colours and Gesso
- Clean utensils with water
- Apply at temperatures above 10 °C
- Do not freeze



**AMSTERDAM**

ALL  
ACRYLICS



Royal Talens  
P.O. Box 4, 7300 AA APeldoorn, The Netherlands  
[www.talens.com](http://www.talens.com)

88150064 - 2008



ROYAL  TALENS